

Character Map

Name _____

Your character can be anything: a person, creature, legend, or something completely new!

1. My Character is named:

2. You can draw a body, arms, hair, clothes, BUT DON'T draw the face just yet!

X

3. External (X):
Write some external details about what your character looks like, likes to do, owns, or other outside things.

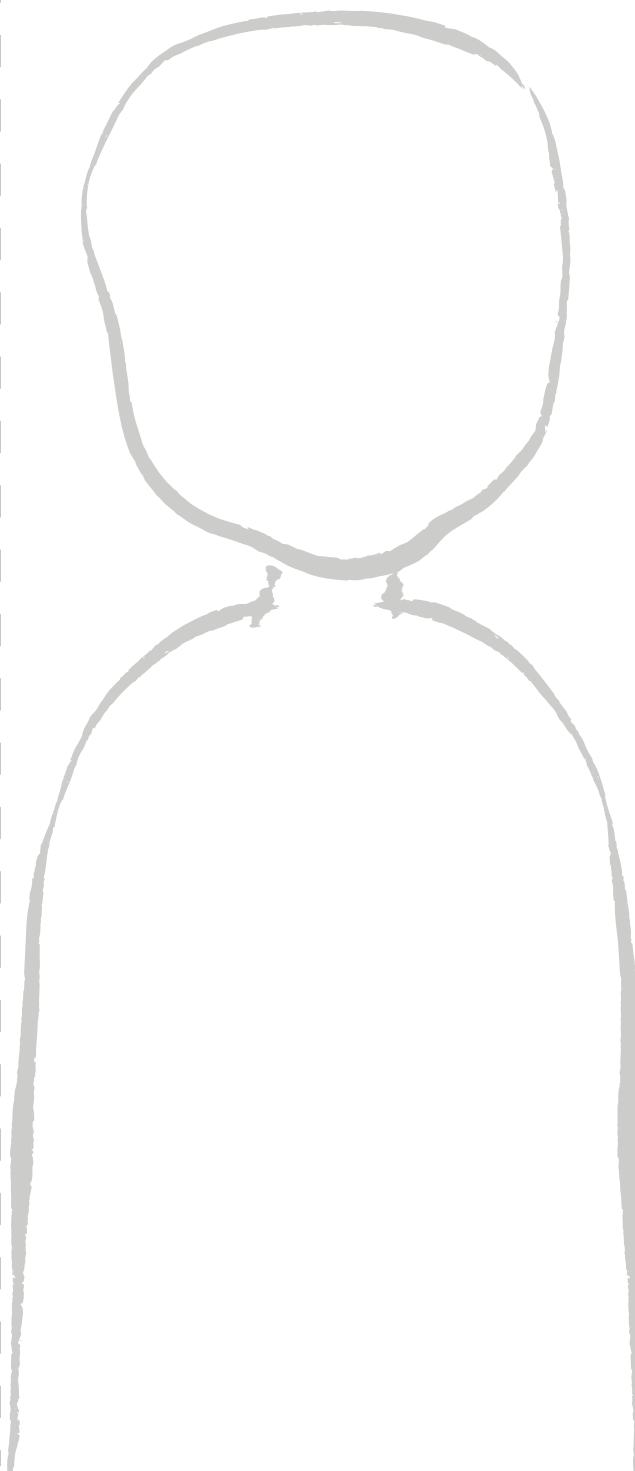
X

X

X

X

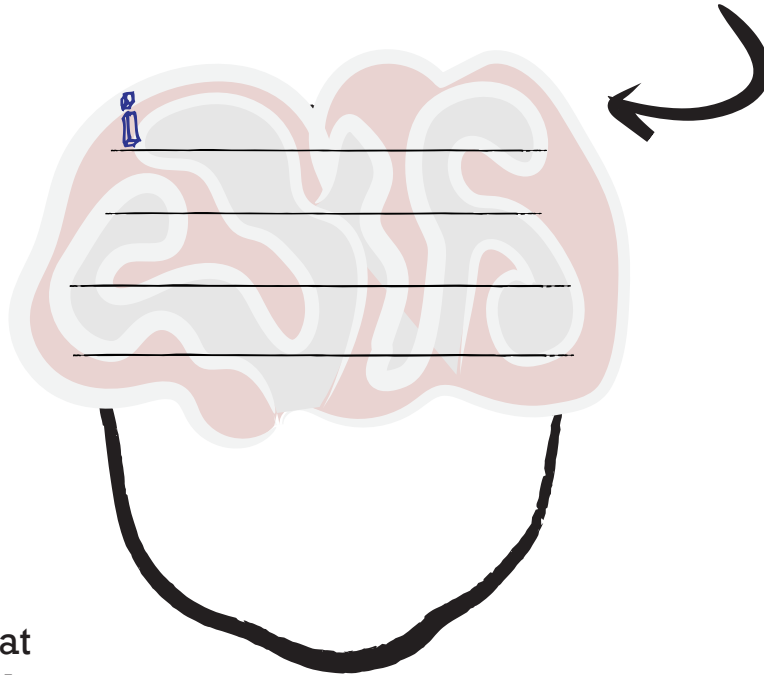
X



4. Internal (i): What knowledge does your character have?

How do they solve problems?


Do they have any special skills?



5. Internal (i): What feelings are behind the things your character will do and say in your story?

Next, draw the eyes, mouth, and other parts of the face to show how your character is feeling.

Copy your character's expression to the face on the front page, too.



6. Cut page 1 along the dotted lines. Fold the center flap up at the top of your character's head.

7. Use a glue stick to run a line of glue on each grey rectangle. Stick this page behind page one.